

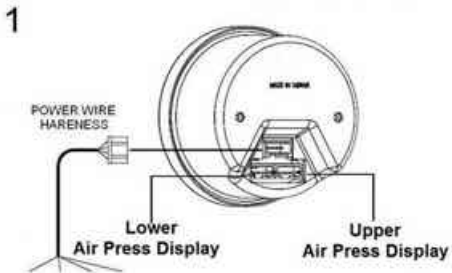
# INSTALLATION INSTRUCTIONS

## ELECTRICAL GAUGES

52mm DIGITAL OLED DISPLAY SERIES

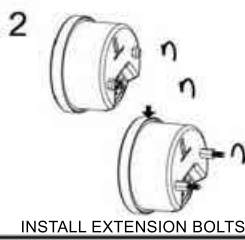
### Dual Air pressure Gauge

DISPLAY RANGE:  
0-200 PSI OR 13.8 BAR

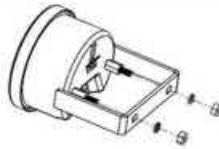


BLACK - ENGINE GROUND.  
WHITE - IGNITION SWITCH 12V+  
ORANGE - DIMMER / +12V TO DIMMER  
CONNECT TO HEADLIGHT TO ACTIVATE

BACK VIEW



INSTALL EXTENSION BOLTS



U BRACKET INSTALLATION

