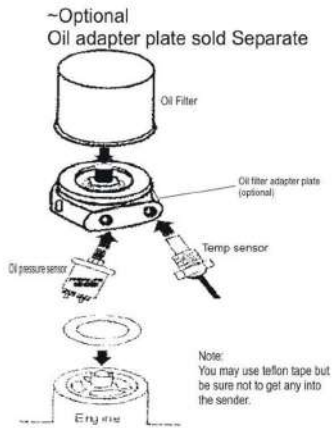
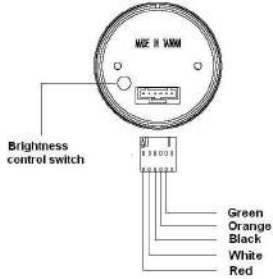


Digital Lcd Oil Pressure Gauge

Blue / Red Display



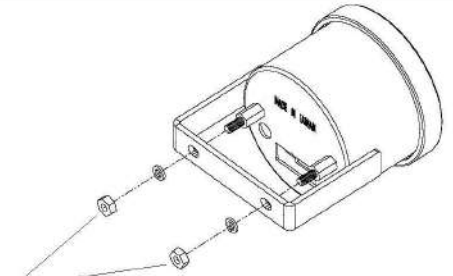
Wiring Instructions

Red- 12v Accessory power
 Black-Ground
 White- 12v accessory power
 Orange- Headlight switch
 (12v power when lights are turned on)

Sensor:
 Black-connect to oil pressure Sender (WK on sender)
 Green- Connect to Oil pressure sender ("G" on sender)

Lighting Diagram

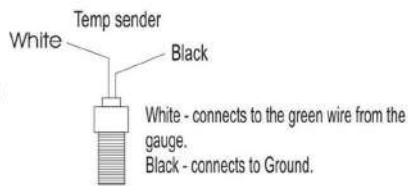
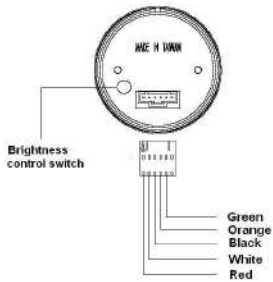
Day Time	Night Time	Installation
Blue	Blue	White — Connect to acc. Power Amber — Do not connect
Red	Red	White — Do not connect Amber — Connect to acc. Power
Blue	Red	White — Connect to acc. Power Amber — Connect to parking lamp
Red	Blue	Amber — Connect to acc. Power White — Connect to parking lamp



Do not over tighten bolts when installing U bracket. Doing so will cause damage to movement inside.

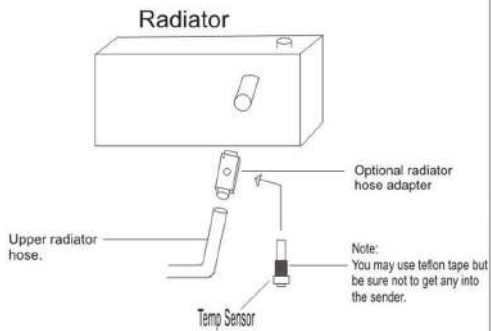
Digital Lcd Oil / Water Temperature Gauge

Blue / Red Display

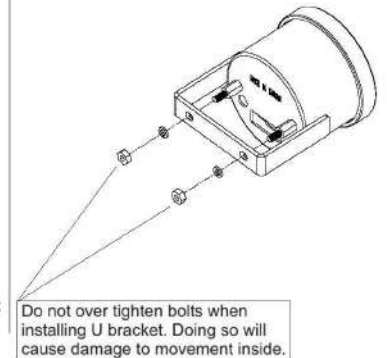
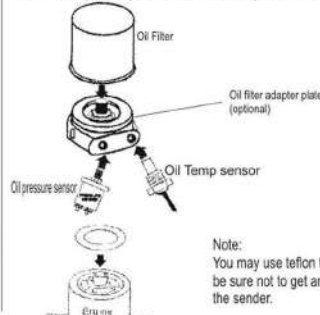


Wiring Instructions

Red- 12v Accessory power
 Black-Ground
 White- 12v accessory power
 Orange- Headlight switch
 (12v power when lights are turned on)
 Green- Temp Sensor



~Optional
 Oil adapter plate sold Separate



Do not over tighten bolts when installing U bracket. Doing so will cause damage to movement inside.