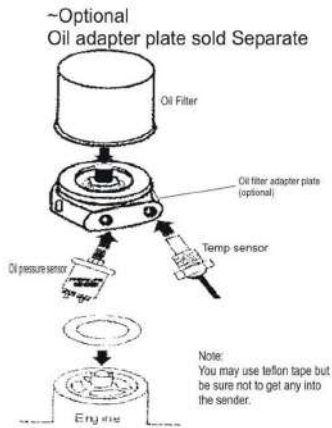
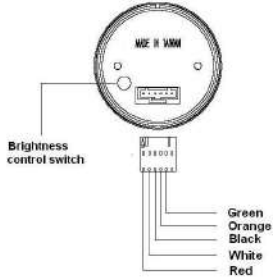


# Digital Lcd Oil Pressure Gauge

Blue / Red Display



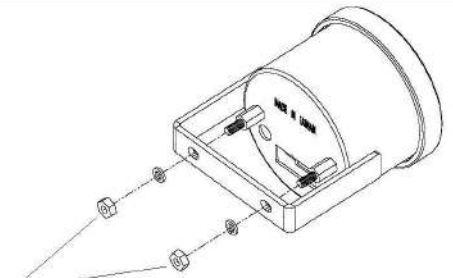
## Wiring Instructions

Red- 12v Accessory power  
Black-Ground  
White- 12v accessory power  
Orange- Headlight switch  
(12v power when lights are turned on)

Sensor:  
Black-connect to oil pressure Sender (WK on sender)  
Green- Connect to Oil pressure sender ("G" on sender)

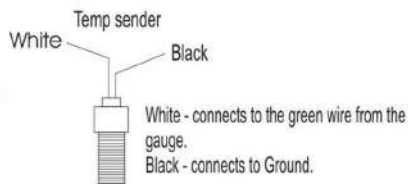
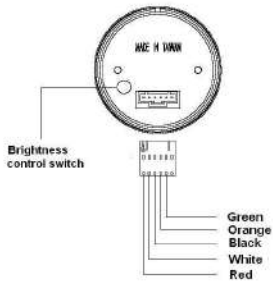
## Lighting Diagram

Day Time	Night Time	Installation
Blue	Blue	White — Connect to acc. Power Amber — Do not connect
Red	Red	White — Do not connect Amber — Connect to acc. Power
Blue	Red	White — Connect to acc. Power Amber — Connect to parking lamp
Red	Blue	Amber — Connect to acc. Power White — Connect to parking lamp



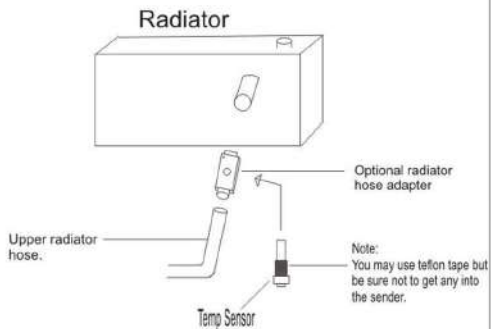
# Digital Lcd Oil / Water Temperature Gauge

Blue / Red Display



## Wiring Instructions

Red- 12v Accessory power  
Black-Ground  
White- 12v accessory power  
Orange- Headlight switch  
(12v power when lights are turned on)  
Green- Temp Sensor



~Optional  
Oil adapter plate sold Separate

